

Rhyming Word Creative Curriculum Project

Lynel & Cheryl

This activity is to encourage your child to cut using correct grasp, decide whether two words rhyme, describe pictures and tell the use of them if applicable. Please have your child cut out the pictures of the rhyming words. When cut out, give your child a picture and have him/her find the picture of the rhyming word. After you are finished playing this game, you can have your child give descriptors of the pictures and tell the use of the items.

* What words did your child pick out that rhymed?

* Did your child describe the pictures? Yes or No (circle one)

* Did your child hold the scissors using correct grasp? Yes or No (circle 1)

* What pictures did your child come up with uses for and what were they?

Child's name _____

Name of adult who helped (print) _____

Adult signature _____

Date _____

Circle time spent: 15 30 45 min. 1 hr. _____








Verified by staff _____

Date verified _____

Domain: Language and Literacy

Item: 8 Phonological Awareness

Strand: 8.1 Language Manipulation (rhyming)

 A red sports car, possibly a Ferrari, shown from a three-quarter front view.	 A bright yellow, five-pointed star with a slight shadow underneath.	 A realistic illustration of a honeybee, facing right.
 A stylized green tree with a brown trunk and a rounded canopy.	 A red fedora-style hat with a black band.	 A close-up of an orange and white kitten's face.
 A round white birthday cake with white frosting, colorful decorations, and candles. The text "Happy Birthday" is written on the top.	 A cartoon-style green dinosaur, possibly a T-Rex, shown from a side profile.	 A stylized white goat with blue outlines, a yellow bell, and three yellow stars above its head.
 A red sailboat with a yellow sail and a blue and white striped sail.	 A teal pickup truck shown from a side profile.	 A cartoon-style yellow duck sitting down.